



Digital Blood Pressure Monitor

Model UA-774

Instruction Manual

ENGLISH

Manuel d'instructions

FRANÇAIS

Manual de Instrucciones

ESPAÑOL

Manuale di Istruzioni

ITALIANO

Dear Customer

Congratulations on purchasing a state-of-the-art A&D blood pressure monitor, one of the most advanced monitors available today. Designed for ease of use and accuracy, this monitor will facilitate your daily blood pressure regimen.

We recommend that you read through this manual carefully before using the device for the first time.

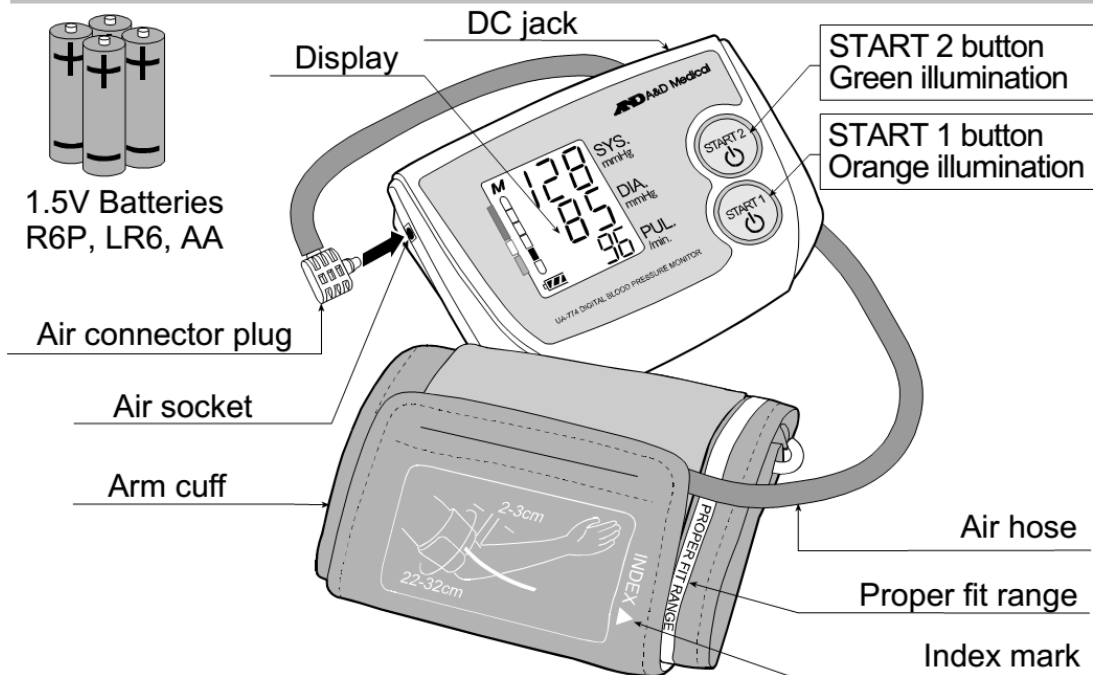
Preliminary Remarks

- ☐ This device conforms to the European Directive 93/42 EEC for Medical Products. This is made evident by the CE mark of conformity accompanied by the reference number of the designated authority.
- ☐ The device is designed for use on adults only, not newborns or infants.
- ☐ Environment for use
The device is for use indoors.

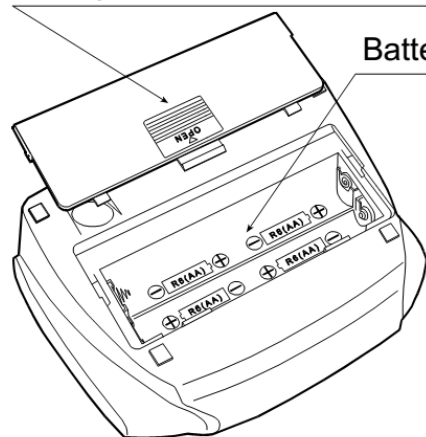
Precautions

- ☐ Precision components are used in the construction of this device. Extremes in temperature, humidity, direct sunlight, shock or dust should be avoided.
- ☐ Clean the device with a soft, dry cloth. Never use thinner, alcohol, benzene, or a wet cloth.
- ☐ Avoid tightly folding the cuff or storing the hose tightly twisted for long periods, as such treatment may shorten the life of the components.
- ☐ The device and cuff are not water-resistant. Prevent rain, sweat and water from soiling the device and cuff.
- ☐ Measurements may be distorted if the device is used close to a television, microwave oven, cellular telephone, X-ray or other devices with strong electrical fields.
- ☐ Used equipment, parts and batteries are not treated as ordinary household waste, and must be disposed of according to the applicable local regulations.

Parts Identification



Battery cover



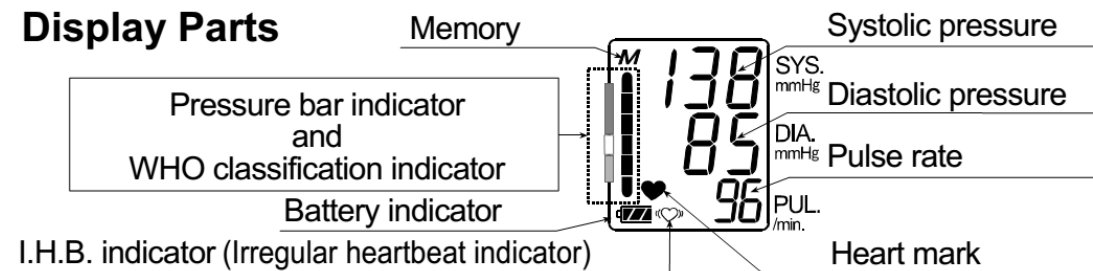
The START Button Operations

Normal measurement with storing data
Press the **START 1** or **START 2** button.

Recalling data
Press and hold the **START 1** or **START 2** button.

Unrecorded measurement (*Guest mode*)
Press both **START** buttons.

Display Parts



| | | |
|-------|---|---|
| Other | The value is different from that measured at a clinic or doctor's office. | See "Why measure blood pressure at home?". |
| | _____ | Remove the batteries. Re-install them properly and try the measurement again. |


Note: If the actions described above do not solve the problem, contact the dealer. Do not attempt to open or repair this product, as any attempt to do so will make your warranty invalid.

Maintenance

Do not open the device. It uses delicate electrical components and an intricate air unit that could be damaged. If you cannot fix the problem using the troubleshooting instructions, request service from your dealer or from the A&D service group. The A&D service group will provide technical information, spare parts and units to authorized dealers.

The device was designed and manufactured for a long service life. However it is generally recommended to have the monitor inspected every 2 years, to ensure proper functioning and accuracy. Please contact either your authorized dealer or A&D for maintenance.

Technical Data

| | |
|-------------------------|---|
| Type | UA-774 |
| Measurement method | Oscillometric measurement |
| Measurement range | Pressure: 20 - 280 mmHg Pulse: 40 - 200 beats / minute |
| Measurement accuracy | Pressure: ± 3 mmHg or 2%, whichever is greater Pulse: $\pm 5\%$ |
| Power supply | 4 x 1.5V batteries (R6P, LR6 or AA) |
| Upper arm circumference | 22 - 32 cm using the medium cuff |
| Classification | Type BF  |
| Clinical test | According to ANSI / AAMI SP-10 1987 |
| EMC | IEC 60601-1-2: 2001 |
| Data memory | Last 30 measurements for each START button |
| Operating condition | +10°C to +40°C / 30%RH to 85 %RH |
| Storage condition | -10°C to +60°C / 30%RH to 85 %RH |
| Dimensions | Approx. 147 [W] x 64 [H] x 110 [D] mm |
| Weight | Approx. 300 g, excluding batteries |



Note: Specifications are subject to change without prior notice.